

## Technical data sheet SKIN flexible slate veneer

SKIN flexible slate veneer can be applied over any solid substrate including concrete, wood, metal, plywood, fiberglass, ceramic tiles, drywall, painted surfaces, MDF, door skins and cabinetry. This innovative material is recommended for interior and exterior decoration projects and is an ideal solution for projects when a real stone finish and texture is desired, but heavy solid stone may not be practical. However, SKIN flexible slate veneer is not recommended for commercial or heavy traffic flooring.

SKIN flexible slate veneer is available in a wide range of colors (Silver Shine, Indian Autumn, Multicolor, Jeera Green, Autumn Rustic, Copper, Terra Red, Black Line, Auburn, Forest, Golden, Star Black, Ocean Green, California Gold, Tan, Autumn White and Multicolor Mosaic, with standard size 122 x 61 cm and can go up to 280 x 125 cm by request.

### SKIN flexible slate veneer composition:

- 100% slate thin sheet
- adhesive
- fiberglass
- surface mat / polyester resin

### Installation

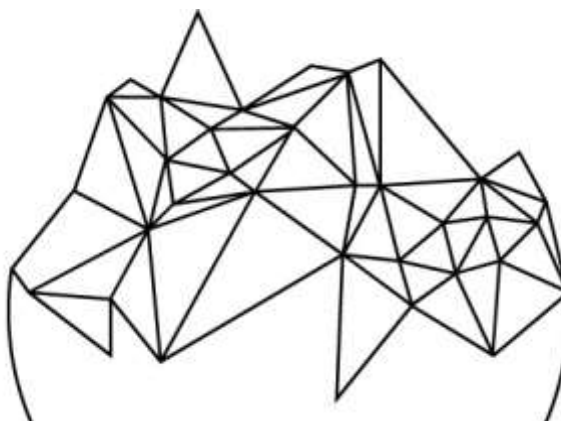
Installation of SKIN flexible slate veneer is quick, simple and easy. You will need an elastic adhesive, based on polymers – Soudal Fix ALL. For proper bonding, you will need to apply adhesive over the entire surface of SKIN flexible slate veneer. We recommend a V-notched trowel for applying adhesive and later using a paint roller or hand pressure, to work any trapped air out towards the edge of the sheet. After adhesive has cured, you may finish the edges with Weber Color Perfect joint grout (available in 30 color shades) to match or highlight the given decor.

### Flexibility

SKIN flexible slate veneer is very malleable, and it will bend to a minimum 20,32 cm radius depending on the stone color or type. With the assistance of heat, smaller radii can be achieved. Always test on a less conspicuous area prior to any installation. This material can be bent inward or outward to meet a given look or architecture, because of the fiberglass strand, which gives it superior strength and flexibility.

### Sealant and impregnator

SKIN flexible slate veneer will need sealers and impregnators for stain and scratch protection and for this we recommend professional products from LTP-UK, especially designed for these surfaces: professional ECO sealer for flexible slate and professional ECO color enhancing sealer for flexible slate.



# PIATRA ONLINE

*Generator de inspirație*



It is best to seal SKIN flexible slate veneer before installation for protecting and sealing the surface from adhesives and grout during installation and handling. Always test sealants and impregnators on a less conspicuous area prior to application.

## Surface preparation

Make sure your substrate is clean, brushed or degreased of dust and oils, before installing SKIN flexible slate veneer.

## Tips for installation

A preliminary dry fit of SKIN flexible slate veneer allows for arrangements and orientation of individual sheets, patterns, textures, and colors before final placement. It is also helpful to number your slate sheets, in the order selected for installation.

## Cutting

SKIN flexible slate veneer can be cut with metal shear.

## Adhesive

Always test the adhesive on a less conspicuous area prior to any installation, including consideration of moisture and temperature in the planned environment. Since SKIN flexible slate is a veneer, it must expand and contract with the substrate and for outdoor projects, always consider the thermal expansion. Also, adhesive may not adhere properly if applied between non-porous materials. We recommend using Soudal Fix ALL, an elastic adhesive based on polymers.

## Equipment

SKIN flexible slate veneer will not require any special equipment for installation.

## Paint roller

A paint roller is recommended for removing the air between the SKIN flexible slate veneer and substrate. Do not press too hard while rolling as this may cause back-filled areas to push adhesive out and leave an air void. Proper back-filling and good rolling techniques will result in a solid, hard surface.

## Installation with joints

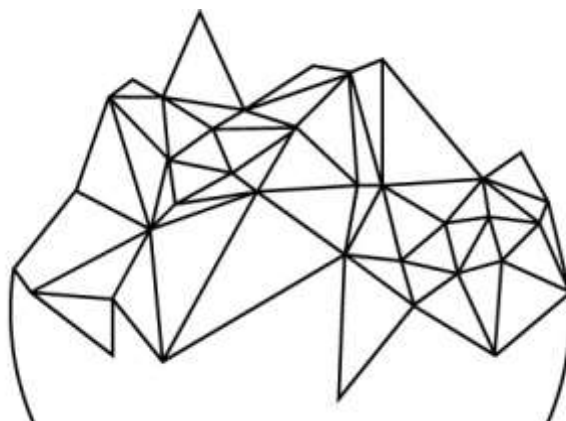
You can also install SKIN flexible slate with joints, and grout them later.

## Bonding

For proper bonding of SKIN flexible slate veneer over substrate, press 6 minutes after application (application recommended in temperature range of +5 ... +25°C)



**ROCK STAR CONSTRUCT SRL**  
Aleea Teisani nr137A Sector 1 Bucuresti  
RO 22680005 | J40/20648/2007  
RO79 BTRL 0500 1202 8671 45XX  
BANCA TRANSILVANIA OTOPENI  
office@piatraonline.ro www.piatraonline.ro



# PIATRA ONLINE

*Generator de inspirație*



## Substrate

You can apply SKIN flexible slate veneer over cement, drywall, plywood, MDF, melamine, brick, acrylic or other plastic sheets. Due to process of expansion and contraction, which are standard for decoration projects, interior or exterior, we recommend using Soudal Fix ALL, a flexible adhesive based on polymer. Concrete and masonry substrates must be at least 28 days old, retained moisture should be less than 2.5%.

## Color variations

Since SKIN flexible slate veneer is a natural product designed by nature, therefore color and texture variations are not material defects, but inherent to it and part of the natural beauty of quarried materials. SKIN flexible slate veneer sheets may not be 100% identical, just like ceramic tiles.

## UV and temperature

The stone surface of SKIN flexible slate veneer, like most stone elements, acts as a UV inhibitor and will resist in extreme sun conditions for years. When adhered to a substrate, SKIN flexible slate veneer will handle thermal contraction / expansion of most standard construction materials. SKIN flexible slate veneer will handle high temperatures and freeze-thaw cycles without cracking.

## Storage

To be kept in dry, frost free environment and not in direct sunlight.

## Precautions

Protection equipment (gloves, safety goggles and dust mask) is mandatory when working with SKIN flexible slate veneer. By cutting, fiberglass dust will appear; always protect your eyes and skin.

## Safety measures

**AVOID BREATHING SILICA DUST.** May lead to severe respiratory injuries. Work outdoors, in a well-ventilated area, or use mechanical ventilation. Always wear safety glasses and a dust mask.

## SKIN flexible slate veneer composition:

- 100% slate thin sheet
- adhesive
- fiberglass
- surface mat / polyester resin

Flammability test on rigid and pliable solids: PASS \*

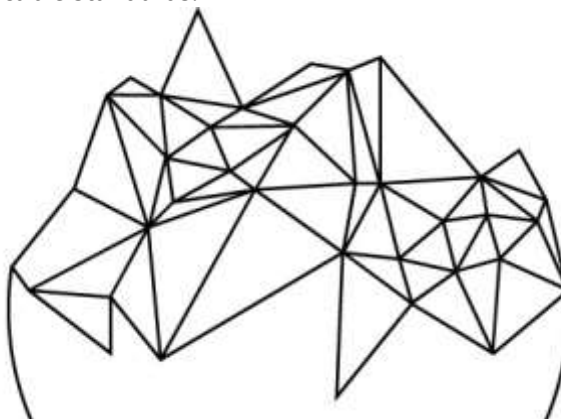
Sample burning rate < 0,254 cm/s

\*A sample is considered to have passed the test if the burning rate is not more than a 0.10 inch per Second.

All performed test complied with the applicable standards.



**ROCK STAR CONSTRUCT SRL**  
Aleea Teisani nr137A Sector 1 Bucuresti  
RO 22680005 | J40/20648/2007  
RO79 BTRL 0500 1202 8671 45XX  
BANCA TRANSILVANIA OTOPENI  
office@piatraonline.ro www.piatraonline.ro



# PIATRA ONLINE

*Generator de inspirație*



SGS Laboratory no	Extract, Volume (l)	Lead ppm (mg/L)	Cadmium ppm (mg/L)
14324	2.0	<1.0	<0.25
14324	2.0	<1.0	<0.25
14324	2.0	<1.0	<0.25
14324	2.0	<1.0	<0.25
14324	2.0	<1.0	<0.25
14324	2.0	<1.0	<0.25
Limit for FDA (any one of six) 1.0 ppm 0.25			0.25

## Technical data SKIN flexible slate

S. no.	THICKNESS OF MATERIAL PARTICULARS	in mm
1	Thickness of natural stone layer (slate)	0,5 – 0,6
2	Thickness of other chemicals backing	1,00 – 1,40
3	Total thickness	1,50 – 2,00

S. no.	Test conducted on a laboratory ISO 9001:2000 approved internationally	Test value
4	Water absorption in % by weight	2,50
5	Water absorption in % (slate applied on marble substrate)	0,17
6	Abrasion test	0,70 – 0,80
7	Density	1,45

Country of origin: India

Exclusive importer for Romania: ROCK STAR CONSTRUCT



**ROCK STAR CONSTRUCT SRL**  
Aleea Teisani nr137A Sector 1 Bucuresti  
RO 22680005 | J40/20648/2007  
RO79 BTRL 0500 1202 8671 45XX  
BANCA TRANSILVANIA OTOPENI  
office@piatraonline.ro www.piatraonline.ro

